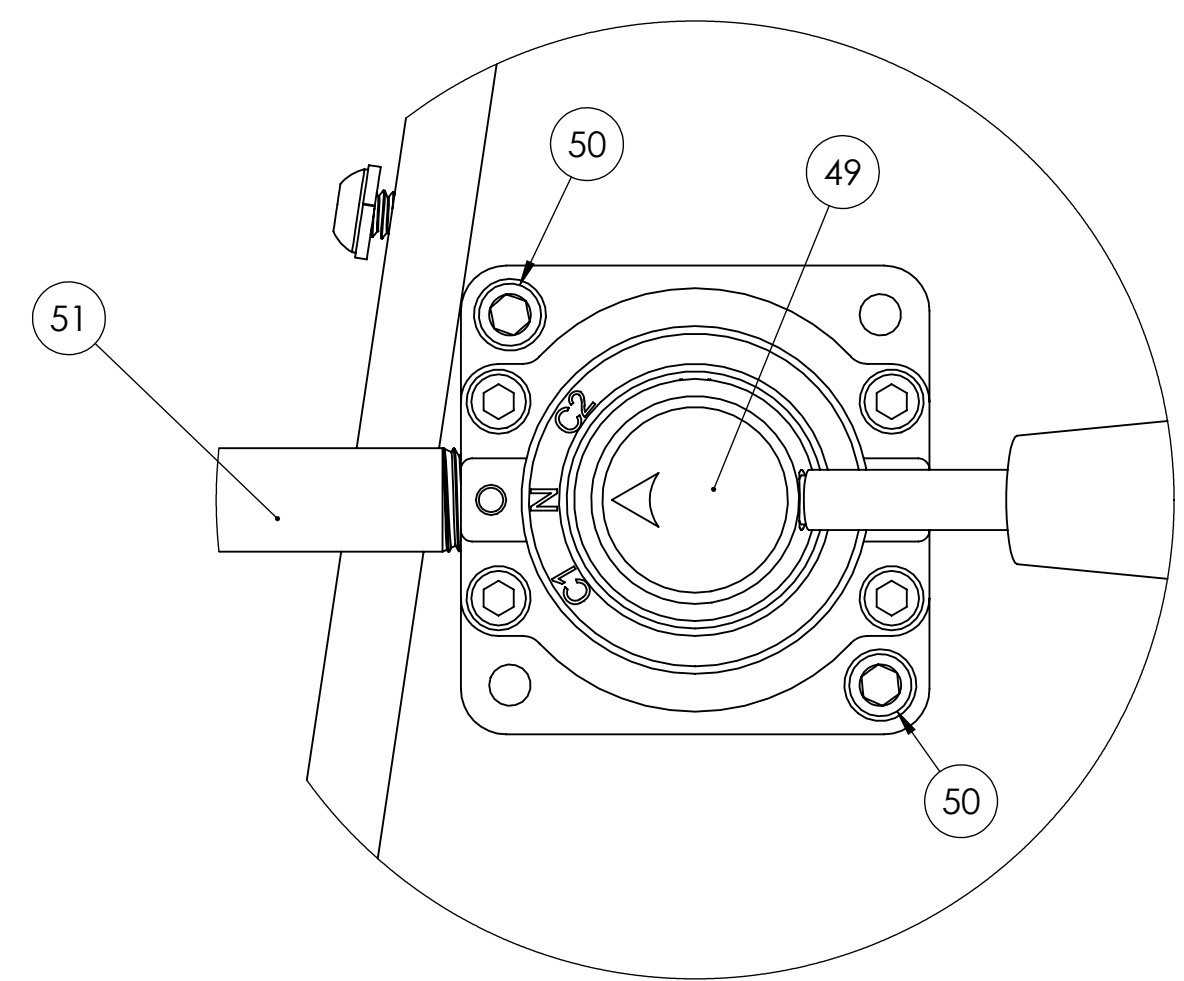
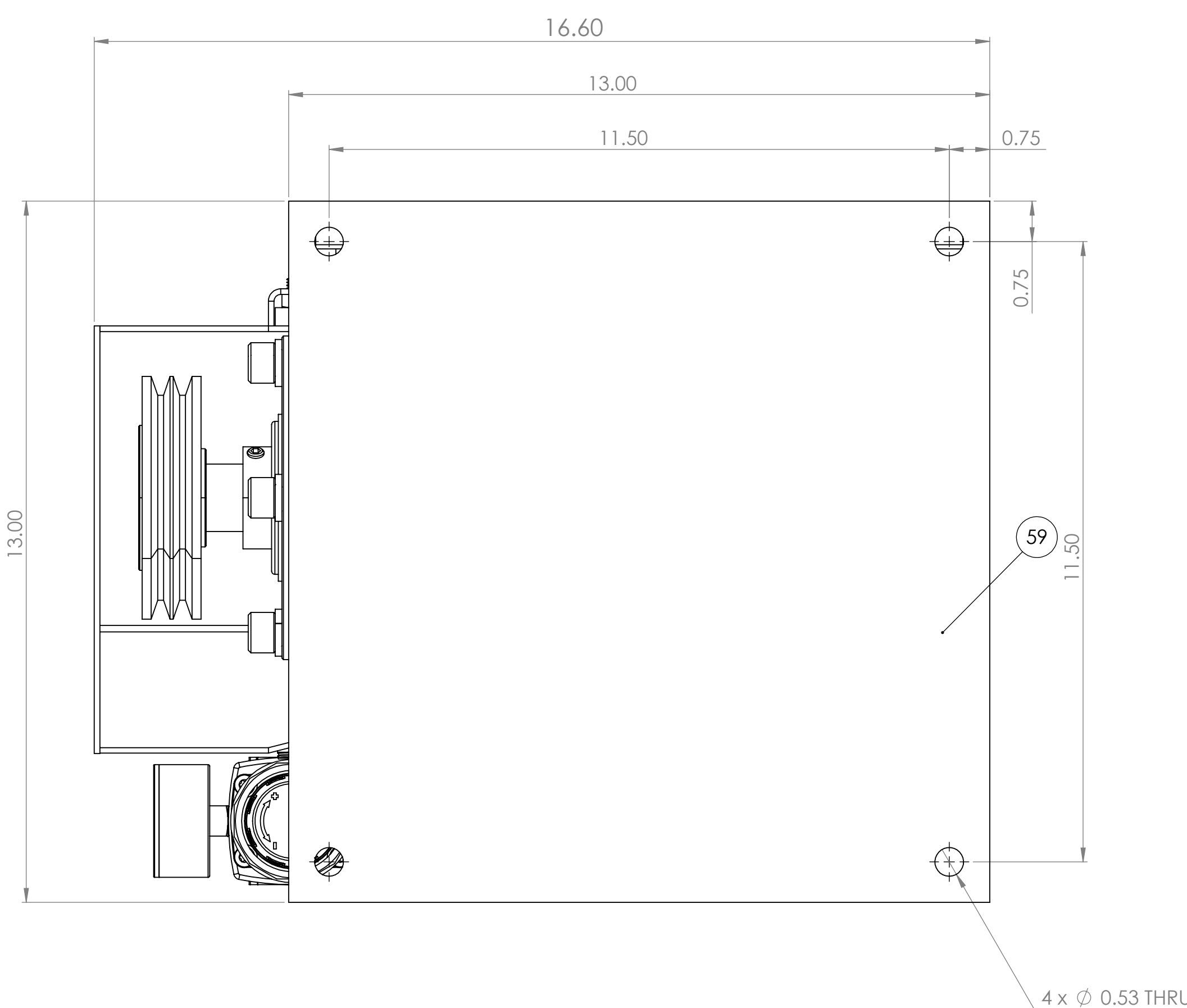


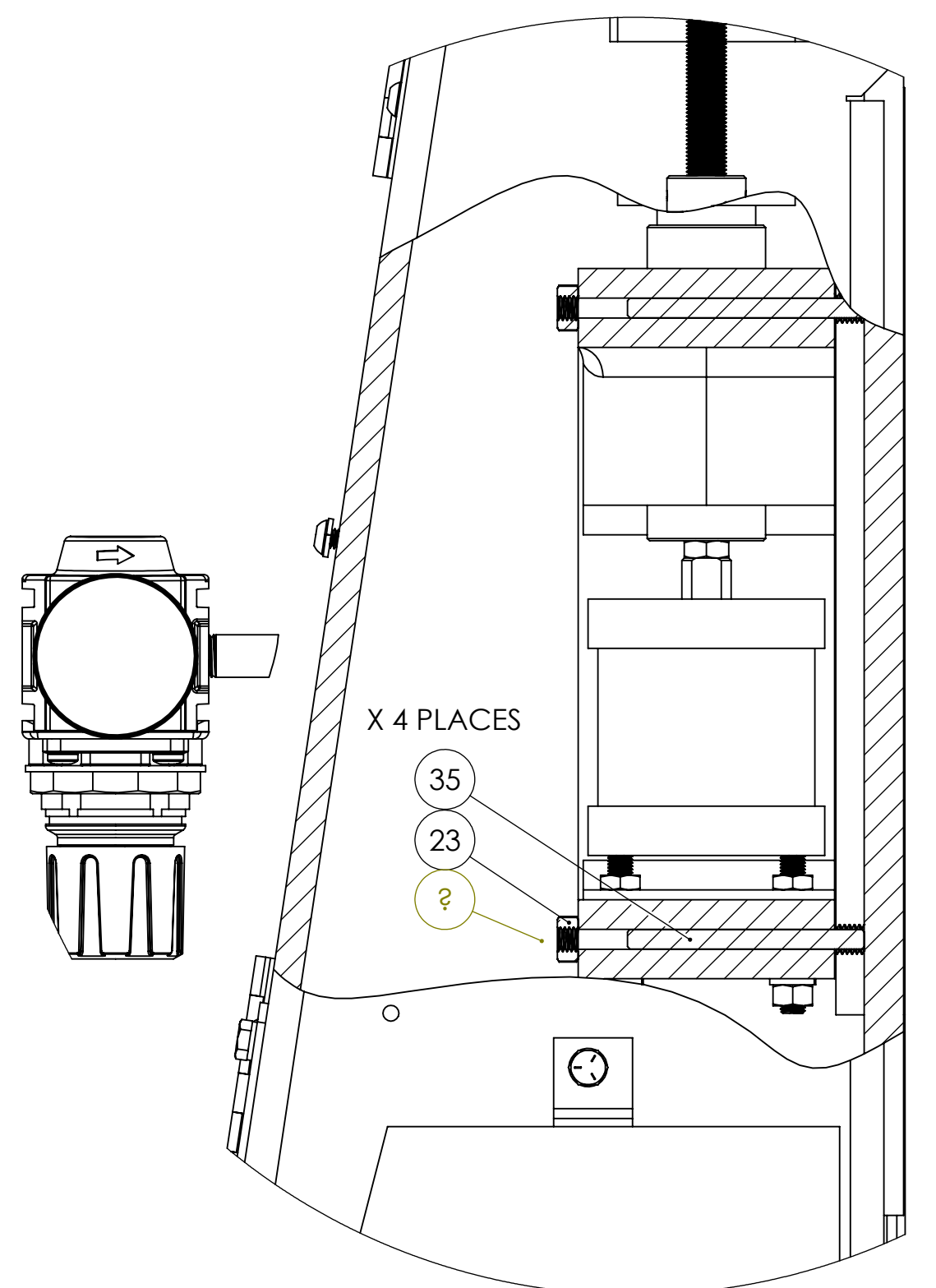
SECTION A-A  
SCALE 1:2



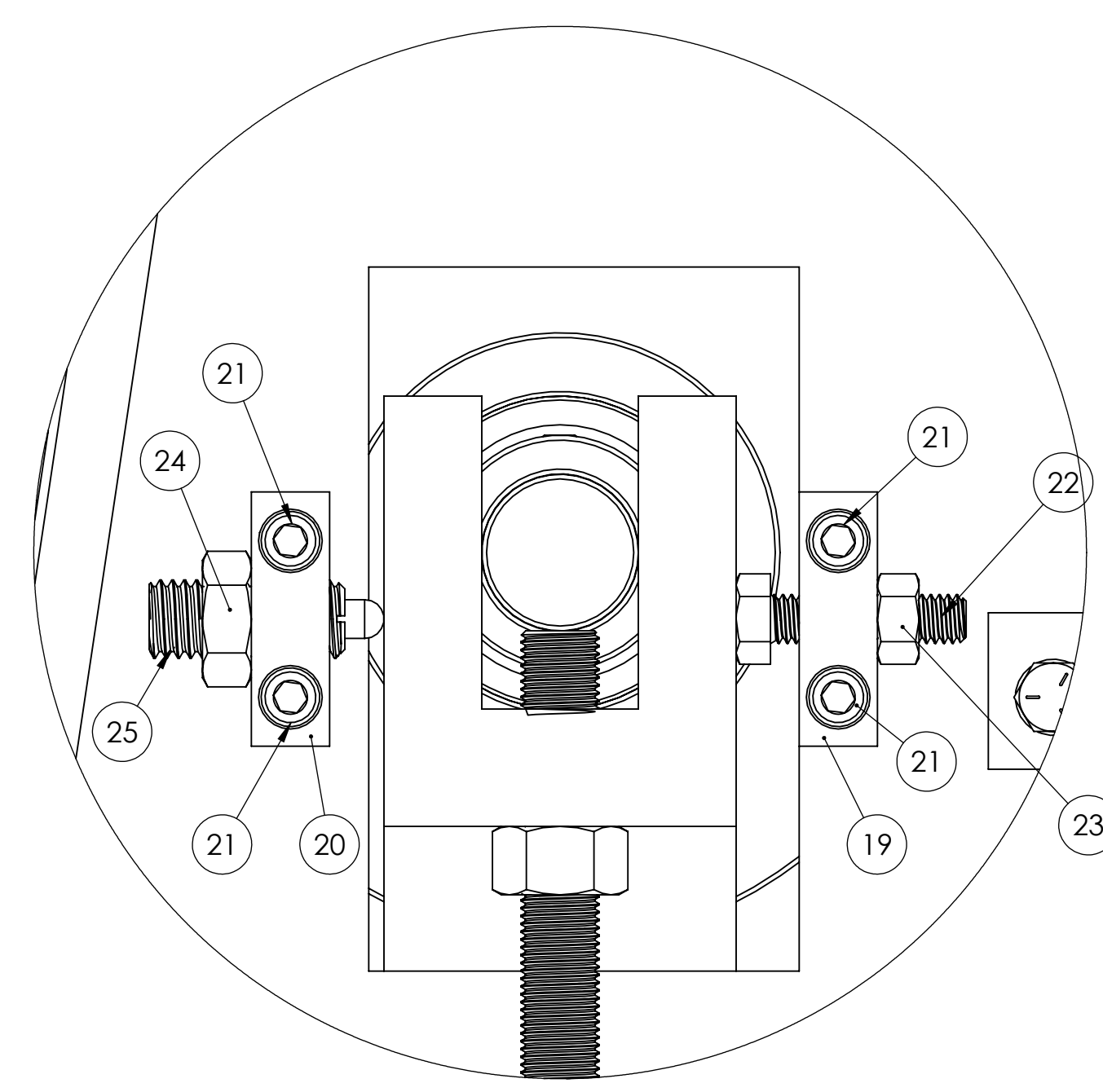
DETAIL E  
SCALE 1:1



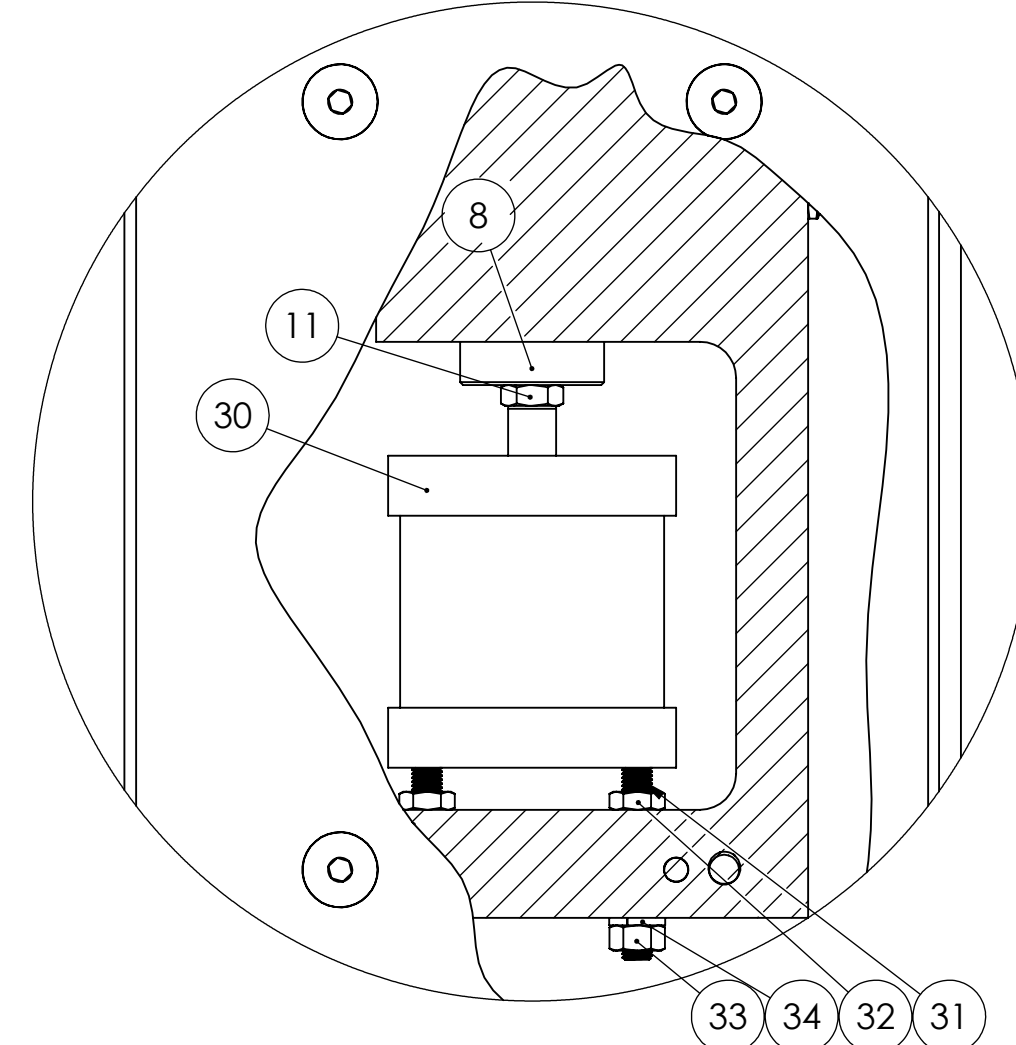
4 x Ø 0.53 THRU



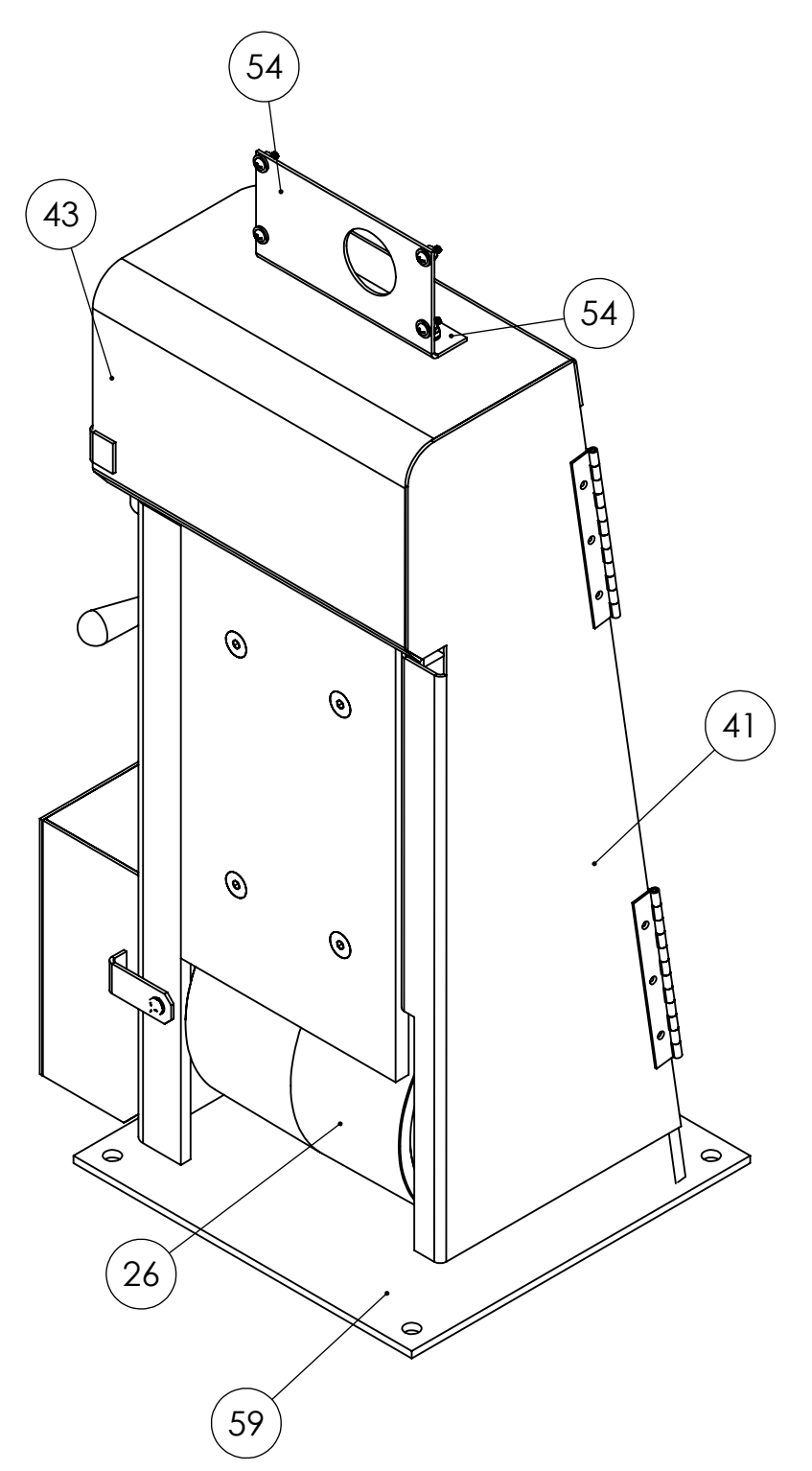
DETAIL D  
SCALE 1:2  
INTERNAL DETAIL OF PLATEN ADJUSTMENT



DETAIL B  
SCALE 1:1  
IDLER PULLEY TRACKING ADJUSTMENT



DETAIL C  
SCALE 1:2  
X 4 PLACES



ITEM NO.	PART NUMBER	DESCRIPTION	QTY.
1	291-008	MAIN FRAME FOR S8D	1
2	291-025	PLATEN SUPPORT FRAME FOR S8D SANDERS	1
3	HHC5037020	3/8-16 X 1-1/4 HHCS GR5 Z	4
4	SLWZ037	3/8 SPLIT L/W Z	4
5	384-016	HOUSING, BEARING FOR S8 SANDERS	1
6	SHCA050024	1/2-13 X 1-1/2 SHCS	4
7	SLWZ050	1/2 SPLIT L/W Z	4
8	575-012	POST. IDLER YOKE FOR S8 SANDERS	1
9	960-007	YOKE FOR S8 SANDERS	1
10	709-010A	3/8-24 X 1-1/4 STUD FOR S8D SANDERS	1
11	FJNZ038	3/8-24 F H JAM NUT	1
12	ROLA018032	3/16 X 2 ROLL PIN	1
13	701-023	SPINDLE, IDLER FOR S8 SANDERS	1
14	560-024	IDLER PULLEY WITH BEARINGS FOR S8 SANDERS	1
15	ROLA031032	5/16 X 2 ROLL PIN	1
16	123-016	S6 IDLER PULLEY LOCK COLLAR	2
17	SSKA025004	1/4-20 X 1/4 SOC SET KNURL PT.	2
18	441-016ASSY	TRACKING KNOB ASSEMBLY FOR S8 AND S10 SANDERS	1
19	053-009	TRACKING BLOCK- 5/16 THREADED HOLE	1
20	053-009B	TRACKING BLOCK- 1/2-13 THREADED HOLE	1
21	SHCA025016	1/4-20 X 1 SHCS	4
22	HHC5031020	5/16-18 X 1-1/4 HHCS GR 5 Z	1
23	FHN5031	5/16-18 FHN GR5 ZINC	5
24	FJNZ050	1/2-13 F H JAM NUT Z	1
25	SPPA050020	1/2-13 X 1-1/4 SPRING PLUNGER W BROWN DELRIN NOSE ALLOY	1
26	560-023	DRIVE PULLEY FOR S8 SANDERS	1
27	701-022	SPINDLE, DRIVE FOR S8 SANDERS	1
28	044-014	SER207-20 SER207-20 (ER20C) SPINDLE BEARING FOR S8 DRIVE PULLEY AND S10	2
29	SSSA031012	5/16-18 X 3/4 SOC SET CUP PT	1
30	131-010	2500B-1.50 2.50X1.50 AMERICAN MINI PAK CYLINDER FOR S8, S10 SANDERS	1
31	SSSA032036	5/16-24 X 2-1/4 SOC SET CUP PT	4
32	FJNZ032	5/16-24 F H JAM NUT Z	4
33	FHN5032	5/16-24 FHN GR5 Z	4
34	SLWZ031	5/16 SPLIT L/W Z	4
35	645-022	PUSH ROD FOR S8 SANDERS	4
36	563-004	PLATEN FOR S8 SANDERS	1
37	FSCA037024	3/8-16 X 1-1/2 FSHCS	4
38	ZERK012000	1/8-27 X 1 1/16 STRT LUBE FITTING	1
39	560-060	MOTOR AND SPINDLE PULLEY SHEAVE FOR S8 SANDERS	1
40	049-005	SPINDLE PULLEY BUSHING FOR S8 SANDERS	1
41	147-002	GUARD, DOOR FOR S8D, S8W	1
42	BSCA025008	1/4-20 X 1/2 BSHCS	8
43	342-033	GUARD, TOP FOR S8D	1
44	HHC5025012	1/4-20 X 3/4 HHCS GR5 Z	3
45	UFWZ025	1/4 USS F/W Z	3
46	SLWZ025	1/4 SPLIT L/W Z	17
47	342-070	V-BELT GUARD FOR S8 SANDERS	1
48	HHC5025008	1/4-20 X 1/2 HHCS GR5 Z	10
49	912-014	HVN4200-8 PARKER 1/4 WAY VALVE, 3P ROTARY HAND VALVE	1
50	SHCA025024	1/4-20 X 1-1/2 SHCS	2
51	02530040BLN	02530040BLN 1/4 X 3 BLACK PIPE NIPPLE	1
52	641-021	P32RB928NHP PARKER REGULATOR 1/4" 125PSI RELIEVING MODULAR REGULATOR	1
53	18-013-212	18-013-212 1.5- 1/8 CBM-O-160	1
54	041-112	SWITCH BRACKET FOR E2PB BUTTON ENCLOSURE	1
55	CRMZ011010	10-32 X 5/8 COMBO ROUND M/S Z	4
56	MSWZ010	#10 M.S. F/W Z	4
57	SLWZ010	#10 SPLIT L/W Z	4
58	MSNZ011	10-32 M.S. NUT Z	4
59	556-024	PLATE, BASE FOR S8D	1
60	291-008A	VACUUM PLATE FOR S8 UPPER HEAD ASSEMBLY	1

UNLESS OTHERWISE SPECIFIED:  
DIMENSIONS ARE IN INCHES  
TOLERANCES:  
FRACTIONS ± .005  
DECIMALS ± .005  
THREE PLACE DECIMAL ± .005  
DIA.  
INTERFERE GEOMETRIC TOLERANCES PER  
ASME Y14.5

PROPRIETARY AND CONFIDENTIAL  
THIS DRAWING IS THE PROPERTY OF KALAMAZOO  
REPRODUCTION IN PART OR AS A WHOLE  
WITHOUT THE WRITTEN PERMISSION OF  
KALAMAZOO COMPANY IS PROHIBITED.

DATE: \_\_\_\_\_  
DRAWN BY: \_\_\_\_\_  
CHECKED BY: \_\_\_\_\_  
ENG APPR: \_\_\_\_\_  
MFG APPR: \_\_\_\_\_

TITLE: **S8 UPPER HEAD ASSEMBLY**

SIZE: DWG. NO. \_\_\_\_\_  
SCALE: 1:5 WEIGHT: \_\_\_\_\_  
SHEET 1 OF 1